

# KANSAS CITY VHF GRID BANDITS

Coming To A Grid Square Near You




Volume 2 Issue 1  
17 Mar 08



## ASSOCIATED RADIO OVERLAND PARK KANSAS

What would HAM Radio be without your local ham supplies dealer less than 25 minutes from your OTH? Well let me answer for you. Have you tried buying anything at Radio Shack lately other than a cell phone? Then you can understand the importance when you do have a dealer like Associated Radio in your own backyard. Dan who has been active in Ham Radio since 1979, took over as owner of Associated Radio in 1990 which was founded in 1945. Today, anyone with the right amount of money can walk into the store and leave with everything he or she needs to set up a complete station and be on the air that same day. Dan (Bandit #31) supports the VHF/UHF SSB community by stocking an assortment of M2 products for both base and mobile operation. He also carry's a few of "Big Larry's Big Wheels" from down Joplin Missouri way. Their web site is also a good place to check on occasion for used all mode 2 meter radios and amplifiers. Both Dan and his wife Wanda travel throughout the season to Ham Fests around the Midwest with their store on wheels. They also make a variety of specialty cables which can be found on their web site as well as Universal Radio's. I'd like to thank the folks at Associated Radio for their continued support and efforts to the Ham Radio Community! Stop by their web site sometime.....



Dan and Wanda Owners



A Nice Selection of 2m/432 Antennas Stacking Kits and Power Dividers



### Inside this issue:

<b>Associated Radio KS</b>	<b>1</b>
<b>NOYK Beacon DM98</b>	<b>2</b>
<b>VHF Area News</b>	<b>2</b>
<b>NOURW Antennas</b>	<b>2</b>
<b>Directive Systems</b>	<b>3</b>
<b>VHF Spotlight NOIRC</b>	<b>3</b>
<b>VHF Mobile Corner</b>	<b>4</b>

### IN NEXT MONTHS ISSUE



**OUR TRIP TO PETES PLACE, SALINA KANSAS**

**STACKING ANTENNAS: BOB/W2BZY'S STATION IN EL98HR**

**A LOOK AT DEMI'S PA60 AND PA120 AMPS FOR 1296MHZ**

**W6OLA 1296/432 WHEELS ANTENNAS**

**WAVE NODE DIGITAL WATTMETER**

**A BIT OF HISTORY — WORKING MOBILE 20 YEARS AGO.....**



# VHF OUT WEST- NOYK BEACON SCOTT CITY KANSAS

Chad, N0YK put a new 2 meter beacon on the air last year in DM98mg, Scott City Kansas. Beacons CW on 144.288, we have had the pleasure to hear the beacon here in EM29. Last Nov 2007 Richard, WB0NWD donated an extra M2 Hoop Loop he had and I mailed it out to Chad so he could try out a pair on his beacon setup. All indications have shown the beacon has improved, but still not to Chad's liking. He is currently looking to try a set of Par-Omnis. I wonder if Don/KC0QON would mind if we borrowed his? Chad's beacon is the farthest 144mhz propagation beacon we can currently hear to the west from Kansas City. Thanks for the effort Chad!



Nice View From the Top M2 Hoop Loop

NOYK's beacon page can be found here:  
<http://users.wbsnet.org/n0yk/beacon.htm>



The Entire Beacon Setup With Cooling

**DOWN EAST MICROWAVE: IF YOU HADN'T HEARD THEY HAVE MOVED TO FLORIDA. IF YOU NEED SOMETHING FROM THEIR PRODUCT LINE YOU HAD BETTER GET ON THEIR WAITING LIST. AVERAGE WAIT TIME IS 10 - 12 WEEKS, BUT YOU WON'T BE DISAPPOINTED WITH THEIR PRODUCTS.**

## VHF NEWS FROM AROUND THE AREA

Tom, WA9NGO (Bandit # 25 ) at last word is recovering from his surgery. I phoned him this week and let him know we were all thinking of him and wished him well . One of our members in our group changed his call sign, which caused a call sign change epidemic. Richard formerly known as N0SXW is now WB0NOD, taking a former call sign of a silent key that got him into ham radio. Freddy, formerly known as KB0WJW, is now N0DRW taking the initials of his name since no one could ever get his call unscrambled. Then Craig, formerly known as WA0WPJ, decided after 30 years to change is call to KY00, yes this is not a typo. Yes this is really his new call! Anyone else wishing to change his call must get my permission first since I am getting tired of all the administrative changes. Just kidding folks.. Stop with the hate mail. There's a rumor that Larry, KC0TPP is planning some massive antenna upgrade come spring that will put his station on the map. Bands in general have been pretty dead. I have been able to work into EM55 and EN61 on a regular basis when WA9KRT and K14ROF are on the band. I improved my 1296 station by putting up a set of 55 Element Loop Yagis and adding a SSB 1296 Preamp and DEMI 60 watt amp. And this is the news for Jan 08.....

## NOURW ANTENNAS

Dan, N0URW (Grid Bandit # 19 ) located in EN41go, Iowa City, Iowa produces several Loop antennas for 6/2 and 432 in his spare time. All use a Gamma Match for tuning and are built extremely well. Dans' no new kid on the block and has been competing in VHF contests for several years, so you can bet he knows how to build antennas for the weak signal bands. Dan's loop antennas can be found at the following link:  
<http://hometown.aol.com/seeallnoall/loopantennas.html>



## News Letter Update

Starting next month I will be producing a news letter every two months unless I get any articles to help fill in the space. Four pages may not seem like much until you try to fill it. I continue to search for new articles that I can use from around the web. If I find I have enough for a monthly newsletter, I will go back to that format.

## Bandit OSL Cards Are Available




	<b>Confirming QSO With Station:</b> Day _____ Month _____ Year _____ UTC/Local Time: _____ Mode: _____ Watts: _____	☆
	Band Wrkd: 1296Mhz ___ 432Mhz ___ 222Mhz ___ 144 Mhz ___ 50Mhz Signal Report : _____ Comments: _____	☆
Grid Bandit Member # _____ Name: _____ Address: _____ City: _____ State: _____ Zip: _____		☆

Grid Bandit Cards have been printed and are available in packs of 50. Cost is \$12.00 which includes shipping to your OTH.




# DIRECTIVE SYSTEMS LOOP YAGIS

Just about anyone who has been into weak signal work has heard about Directive Systems. For my recent 1296 upgrade I chose these new Loop Yagi's for my station having had the pleasure of installing Richard's, WB0NQG on his tower back in Oct 07. I was impressed by the quality of machining and packaging of my purchase from Dave at Directive. I purchased a pair of 55 Element Yagis, with a 16 foot boom complete with horizontal stacking kit, power divider and phasing harness. Assembly was effortless and some soldering is required on the driven element. Tuning is accomplished by changing the shape and or distance of the driven element. Mounting them on the horizontal stacking frame was a breeze and I have been very pleased with their performance. Contacts during enhancement have been made at 277 and 642 miles. So I think they work!




Dave Ships a Very Nice Product to You



My 55 Element Horizontal Stack On Top

## ★ Cartoon Of The Month ★



Billy Joe, do you have time for me to check out a few more Microphones?

Sometimes We Never Know What To Expect On The Other End Of The Line

## VHF SPOTLIGHT- DAVE NOIRC INDEPENDENCE MO EM29


When Dave, NOIRC tells you his antenna is only 10ft off the ground he isn't lying. The below picture proves this. I first met Dave on the air last year. Having packed his marriage up and ham gear 15 years ago, Dave decided to get back on the air and I was fortunate to be his first contact. Since then we have all got to know Dave and in some cases get to re-know him. Daves' setup just goes to show you, you can have fun no matter how tall your antenna is. Like me, he has also acquired a Yaseu 736r with the 222 Module. Dave stacked a pair of KU4AB squares and

pulled them into the trees. His current antenna for 2 meters is a K1FO we took to Mena, AR during the Sept 07 ARRL Contest. For omni directional hearing, he has a pair of stacked Big Wheels he built himself as well as for others last year. A single home built mini wheel does the work on 432. Dave has been in the planning process of building a roof top style tower similar to Glen Martins offerings. I will update you next month on it's progress and completion. If you come over to eat at Dave's, bring your own TV tray as the kitchen is his shack. At least he doesn't have far to walk for a cold drink.

## OSL CARD CORNER



WB9OGM "Les" EN61



Received this card from WB9OMG "Les" in EN61 in Nov 2007.

Jan 2008 ARRL VHF/UHF Contest 19/20 Jan 2008. The bands weren't in too bad shape for us here considering how cold it was. I had the help of Jim/KC0YFN in the shack during the contest covering the 432 band. A few new stations were also heard and worked which was a welcome sign during a long winter!



K1FO and Deck Mounted Rotor



No Place to Eat at Dave's, Radio 1st

## EDITORS COMMENTS.....

Jim McMasters, KM5PO authored a nice article in the Jan 08, S.W.O.T. news-letter concerning "Volunteerism and Club Operations". I will send out his article to our members to read. I think you can relate to many of his observations he points out.

Marshal, K5QE sent me this neat little JPG, suitable for printing and placing on items throughout your shack. Stressing the use of N - Connectors



**"If You Don't Hear Them, You Can't Work Em"**

*The Kansas City VHF Grid Bandits Organization was established to truly promote the continued growth of VHF SSB. Any station located anywhere inside or outside the United States is welcome to join our group. No dues, no meetings, just a lot of communication on and off the band through this news publication. It's just that easy.*

## VHF MOBILE CORNER — HIS & HERS



**JIM - KCOYFN'S MOBILE**



**SHELLY - KCOZJH'S MOBILE**

For Jim and Shelly Dykes, Ham Radio and 2 Meter SSB means not only his mobile but her's as well. Jim runs a Yaesu 857D and TE 1412g amp and KU4AB 2/432 antennas. Shelly runs a Kenwood 751A, Mirage 160 watt amp and KB6KQ 2 meter loop. It hard to say who has the strongest mobile. Let's just say it's a tie.....!

## QSL CARDS - BY QSLWORKS.COM - SOUTH DAKOTA



I realize everyone doesn't need QSL Cards, but in my search for a better supplier, I ran across a great web site to get QSL Cards called QSL Works. Even though they can prepare a card for you, I prepared the final product on how I wanted the card to look and forwarded all the pictures and artwork directly to them. Tami at QSL Works in turn prepares the final QSL card according to their format and forwards a link by e-mail so you can see the final product. The printing is done by a separate vendor and this is also where payment for your cards is made. The final product I received met my expectations. Nice print job and good quality card stock. Cards anyone would be proud to send out.. If you need cards or you would like some help in designing something new just e-mail me at kb0vsl@kc.rr.com. I would be glad to help you design something original. JD

## K5QE EME ARRAY



Marshall, K5QE sent me this picture of his most recent project. This is a fairly large 2M EME antenna consisting of 8 x 2M18XXX's for a total of 144 elements. Running WSJT EME. This photo shows two busy guys doing a balancing act up on the top of the tower. Is that you on top Marshall? Wonder how well the array handles the wind? Photo Courtesy K5QE

**K5DDD**  
Confirming 2-Way QSO With  
Radio:

Date	Time	
Day Mo Yr	UTC	
Frequency	MODE	Report
MHZ	R L S I T	

PLS QSL  TNX

Remarks:

Delbert Fletcher  
5403 Susanna Ln.  
Spring, TX 77389  
USA

TO: \_\_\_\_\_

\_\_\_\_\_

\_\_\_\_\_

www.qslworks.com